

# Penny Haren's Pieced Appliqué™

Introducing Innovative Techniques for Creating  
Perfect Blocks for Successful Projects

By Penny Haren

Published by Landauer Books


*Penny Haren's Pieced Appliqué™* is divided into 12 chapters. Each chapter is a teaching opportunity. Over the course of the classes, students will learn how to appliqué, make perfect four-patches, half-square triangles, and quarter-square triangles. Teach them how to piece a Bright Hopes block with no inset points. Other chapters provide perfect opportunities to teach fussy cutting, chain piecing, and piecing a quilt on point.

## CLASS IDEAS FOR SHOP OWNERS

### Class Option 1 — (6) 2 Hour Classes

Students take a series of six two-hour classes. Two chapters are covered in each class. For instance, the first class covers Chapters #1 and #2 - appliqué and constructing four-patches. The second class gives you an opportunity to teach the basics of chain piecing a nine-patch and demonstrating two different methods of making half-square triangles.

*A Four Patch Foundation Block becomes Hummingbird*



### Class Option 2 — (12) 2 Hour Classes


The students take a series of 12 two-hour classes. One chapter is covered in each class and they actually do the sewing in class. This is perfect for beginners because you can walk them through the process every step of the way. Since the blocks in each chapter are based on the same technique, they can easily finish their blocks in class. If they choose to hand appliqué, they can finish their blocks at home. Demonstrate machine appliqué in one of the classes.

*A Nine Patch Foundation Block becomes Jeri's Star*



LANDAUER CORPORATION

800-557-2144 • [www.landauercorp.com](http://www.landauercorp.com) • [info@landauercorp.com](mailto:info@landauercorp.com)



### Class Option 3 — All Day Class

The students spend a day learning the basic techniques to make these blocks possible.


*Jeri's Star*—Teach chain piecing and the basic appliqué techniques. Fussy cut the center square for dramatic effects.

*Hummingbird*—Teach a fun way to make four-patches and demonstrate how to turn a pieced appliqué.


*Boston Uncommon*—Teach students how to set a block on point and how to turn a pieced block into an appliqué. In this case, they must have perfected the 1/4" seam since the appliqué is cut from a pieced block with two seams. Create curved seams effortlessly!

*Joseph's Coat*—Make a kaleidoscope block from a simple pinwheel. Then turn one appliqué over another to create odd angles – no special rulers required!

*Joseph's Coat*



*Turning one appliqué over another*



LANDAUER CORPORATION

800-557-2144 • [www.landauercorp.com](http://www.landauercorp.com) • [info@landauercorp.com](mailto:info@landauercorp.com)